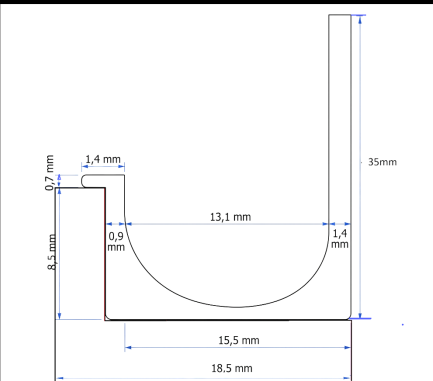


Mallorca Doors

TECHNICAL DATA SHEET	
Product Description	Door with Metallic J-profile handle
Board	Luxe, Zenit or Synchron panels
Edge (doors)	Covered with ABS and glued with polyurethane adhesive
Profile	Metallic J-profile

DIMENSIONAL TOLERANCES				
	Handle in HEIGHT		Handle in WIDTH	
	Length	Maximum: 62" (1574.8mm) Minimum: 8 7/8" (225.4mm) Variation: ± 1 mm	Length	Maximum: 99" (2514.6mm) Minimum: 5 7/8" (149.2mm) Variation: ± 1 mm
	Width	Maximum: 47" (1193.8mm) Minimum: 5 7/8" (149.2mm) Variation: ± 1 mm	Width	Maximum: 47" (1193.8mm) Minimum: 8 7/8" (225.4mm) Variation: ± 1 mm
Thickness	18.2mm (Luxe/Zenit) 18.4mm (Synchron) Variation: ± 0.3 mm	Thickness	18.2 mm (Luxe/Zenit) 18.4 mm (Synchron) Variation: ± 0.3 mm	

PHYSICAL AND MECHANICAL FEATURES

The surface characteristics and performance properties are specified in the corresponding technical data sheets for Luxe, Zenit, and Synchron panels.

APPLICATION RESTRICTIONS

These doors are intended for indoor residential and commercial cabinetry applications only.

Mallorca doors shall not be used as dishwasher front panels or in any application where they are exposed to direct and continuous heat, steam, condensation, or excessive moisture generated by household appliances.

Exposure to such conditions may result in deformation, swelling, delamination, discoloration, loss of adhesion, or other aesthetic and functional changes to the product.

Any damage resulting from improper application, including installation as a dishwasher front panel, is considered misuse and is not covered by the warranty.

STORAGE CONDITIONS

- Recommended storage temperature: 10°C to 40°C
- Recommended storage humidity: 30% to 70%

Due to the natural and unavoidable changes in materials, it is mandatory to use the FIFO (First In, First Out) inventory management system to minimize visual differences between doors manufactured on significantly different production dates.

Do not expose the product to direct sunlight or other sources of heat for prolonged periods.

CLEANING INSTRUCTIONS

Clean with a soft cloth using water and mild soap. Dry immediately with a clean, soft cloth.

After removing the protective film, it is recommended to wait at least 24 hours before cleaning the surface.

Do not use cleaning products containing alcohol, solvents, abrasives, or other aggressive chemicals.

IMPORTANT NOTE

Due to the different materials used in the profiled edge and the surface, slight visual variations may develop over time as the materials age at different rates. This natural aging process may become noticeable after several years of use and is not covered by the warranty.

RANGE

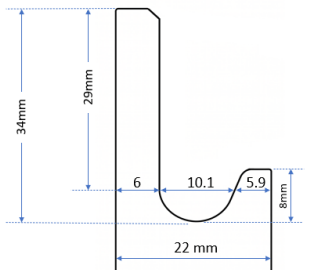
Available in all colors of the Luxe, Zenit, and Synchron collections, except for the MetalPlus color.

FingerPull Doors

TECHNICAL DATA SHEET

Product Description	Door with FingerPull profile handle
Board	Luxe, Zenit or Synchron panels
Edge (doors)	Covered with ABS and glued with polyurethane adhesive
Profile	Integrated FingerPull profile (grooved handle system)

DIMENSIONAL TOLERANCES

	Length	Maximum: 107" (2717.8mm) Minimum: 6" (152.4mm) Variation: ± 1 mm
	Width	Maximum: 45 ½" (1148.1mm) Minimum: 6" (152.4mm) Variation: ± 1 mm
	Thickness	Standard: 22mm Variation: ± 0.3 mm

PHYSICAL AND MECHANICAL FEATURES

The surface characteristics and performance properties are specified in the corresponding technical data sheets for Luxe, Zenit and Synchron panels.

Due to material characteristics, slight color variations between the FingerPull profile and the panel/door may occur. Design and texture are closely coordinated to ensure a consistent overall appearance.

APPLICATION RESTRICTIONS

These doors are intended for indoor residential and commercial cabinetry applications only.

FingerPull doors shall not be used in any application where they are exposed to direct and continuous heat, steam, condensation, or excessive moisture generated by household appliances.

Exposure to such conditions may result in deformation, swelling, delamination, discoloration, loss of adhesion, or other aesthetic and functional changes to the product.

Any damage resulting from improper application, including installation as a dishwasher front panel, is considered misuse and is not covered by the warranty.

STORAGE CONDITIONS

- Recommended storage temperature: 10°C to 40°C
- Recommended storage humidity: 30% to 70%

Due to the natural and unavoidable changes in materials, it is mandatory to use the FIFO (First In, First Out) inventory management system to minimize visual differences between doors manufactured on significantly different production dates.

Do not expose the product to direct sunlight or other sources of heat for prolonged periods.

CLEANING INSTRUCTIONS

Clean with a soft cloth using water and mild soap. Dry immediately with a clean, soft cloth.

After removing the protective film, it is recommended to wait at least 24 hours before cleaning the surface.

Do not use cleaning products containing alcohol, solvents, abrasives, or other aggressive chemicals.

IMPORTANT NOTE

Due to the different materials used in the profiled edge and the surface, slight visual variations may develop over time as the materials age at different rates. This natural aging process may become noticeable after several years of use and is not covered by the warranty.

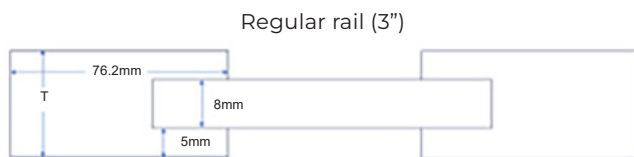
RANGE

Luxe: Blanco, and Cashmere. Zenit: Blanco, Cashmere, and Black. Synchron: Muratti 4, Nocce 1, Picasso 2, and Velazquez 2.

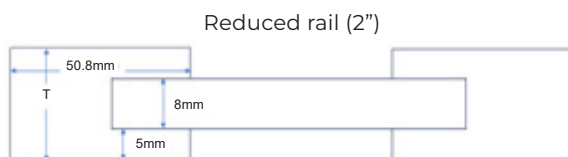
Cava Doors

TECHNICAL DATA SHEET	
Product Description	Shaker-style door
Board	Zenit or Synchron panels
Edge (doors)	Covered with ABS and glued with polyurethane adhesive
Profile	Shaker door (frame and recessed panel)

DIMENSIONAL TOLERANCES			
	5 pieces (Reduced rail)	5 pieces (Door or drawer)	7 pieces (Door)
Length	Maximum: 6 ¹⁵ / ₁₆ " (176.2mm) Minimum: 5 ⁷ / ₈ " (149.2mm) Variation: ± 1 mm	Maximum: 42 ¹⁵ / ₁₆ " (1090.6mm) Minimum: 7" (177.8mm) Variation: ± 1 mm	Maximum: 96" (2438.4mm) Minimum: 43" (1092.2mm) Variation: ± 1 mm
Width	Maximum: 45" (1143mm) Minimum: 8 ⁷ / ₈ " (225.4mm) Variation: ± 1 mm	Maximum: 45" (1143mm) Minimum: 8 ⁷ / ₈ " (225.4mm) Variation: ± 1 mm	Maximum: 45" (1143mm) Minimum: 8 ⁷ / ₈ " (225.4mm) Variation: ± 1 mm
Thickness	18.2mm (Zenit) 18.4mm (Synchron) Variation: ± 0.3 mm	18.2 mm (Zenit) 18.4 mm (Synchron) Variation: ± 0.3 mm	18.2 mm (Zenit) 18.4 mm (Synchron) Variation: ± 0.3 mm

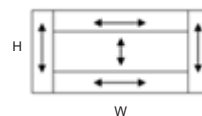


According to the thickness of board. Check dimensional tolerances

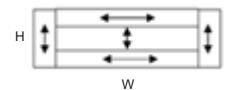


According to the thickness of board. Check dimensional tolerances

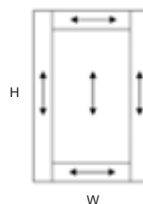
5 pieces Drawer Front



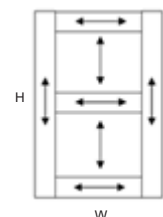
5 pieces Drawer Front Reduced rails



5 pieces Door



7 pieces Door



PHYSICAL AND MECHANICAL FEATURES

The surface characteristics and performance properties are specified in the corresponding technical data sheets for Zenit and Synchron panels.

APPLICATION RESTRICTIONS

These doors are intended for indoor residential and commercial cabinetry applications only.

CAVA doors shall not be used in any application where they are exposed to direct and continuous heat, steam, condensation, or excessive moisture generated by household appliances.

Exposure to such conditions may result in deformation, swelling, delamination, discoloration, loss of adhesion, or other aesthetic and functional changes to the product.

Any damage resulting from improper application, including installation as a dishwasher front panel, is considered misuse and is not covered by the warranty.

STORAGE CONDITIONS

- Recommended storage temperature: 10°C to 40°C
- Recommended storage humidity: 30% to 70%

Due to the natural and unavoidable changes in materials, it is mandatory to use the FIFO (First In, First Out) inventory management system to minimize visual differences between doors manufactured on significantly different production dates.

Do not expose the product to direct sunlight or other sources of heat for prolonged periods.

CLEANING INSTRUCTIONS

Clean with a soft cloth using water and mild soap. Dry immediately with a clean, soft cloth.

After removing the protective film, it is recommended to wait at least 24 hours before cleaning the surface.

Do not use cleaning products containing alcohol, solvents, abrasives, or other aggressive chemicals.

IMPORTANT NOTE

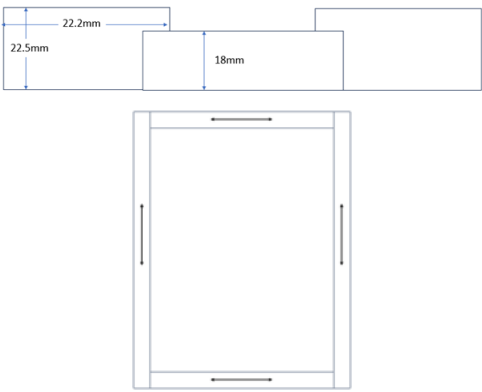
Due to the different materials used in the profiled edge and the surface, slight visual variations may develop over time as the materials age at different rates. This natural aging process may become noticeable after several years of use and is not covered by the warranty.

RANGE

Zenit: Antracita, Agave, Blanco, and Cashmere. Synchron: Como Ash 2, Muratti 4, Nocce 1, Rosales 1, Rosales 2, Rosales 3, and Woodline 3

Slim Cava Doors

TECHNICAL DATA SHEET	
Product Description	Shaker Slim-style door
Board	Zenit or Synchron panels
Edge (doors)	Covered with ABS and glued with polyurethane adhesive
Profile	Slim Shaker door (Slim frame and recessed panel)

DIMENSIONAL TOLERANCES		
	Length	Maximum: 96" (2438.4mm) Minimum: 7" (177.8mm) Variation: ± 1 mm
	Width	Maximum: 45" (1143mm) Minimum: 8 7/8" (225.4mm) Variation: ± 1 mm
	Thickness	18.2 mm (Zenit) 18.4 mm (Synchron) Variation: ± 0.3 mm

PHYSICAL AND MECHANICAL FEATURES

The surface characteristics and performance properties are specified in the corresponding technical data sheets for Zenit and Synchron panels.

APPLICATION RESTRICTIONS

These doors are intended for indoor residential and commercial cabinetry applications only.

Slim CAVA doors shall not be used in any application where they are exposed to direct and continuous heat, steam, condensation, or excessive moisture generated by household appliances.

Exposure to such conditions may result in deformation, swelling, delamination, discoloration, loss of adhesion, or other aesthetic and functional changes to the product.

Any damage resulting from improper application, including installation as a dishwasher front panel, is considered misuse and is not covered by the warranty.

STORAGE CONDITIONS

- Recommended storage temperature: 10°C to 40°C
- Recommended storage humidity: 30% to 70%

Due to the natural and unavoidable changes in materials, it is mandatory to use the FIFO (First In, First Out) inventory management system to minimize visual differences between doors manufactured on significantly different production dates.

Do not expose the product to direct sunlight or other sources of heat for prolonged periods.

CLEANING INSTRUCTIONS

Clean with a soft cloth using water and mild soap. Dry immediately with a clean, soft cloth.

After removing the protective film, it is recommended to wait at least 24 hours before cleaning the surface.

Do not use cleaning products containing alcohol, solvents, abrasives, or other aggressive chemicals.

IMPORTANT NOTE


Due to the different materials used in the profiled edge and the surface, slight visual variations may develop over time as the materials age at different rates. This natural aging process may become noticeable after several years of use and is not covered by the warranty.

RANGE

Zenit: Blanco, Cashmere, and Black. Synchron: Muratti 4, Nocce 1, Picasso 2, and Velazquez 2.

Flatte (Slab) Doors

TECHNICAL DATA SHEET	
Product Description	Slab door
Board	Luxe, Zenit or Synchron panels
Edge (doors)	Covered with ABS and glued with polyurethane adhesive
Profile	None (flat slab design)

DIMENSIONAL TOLERANCES		
 <p>According to the thickness of board. Check dimensional tolerances</p>	Length	Maximum: 107" (2717.8mm) Minimum: 4" (101.6mm) Variation: ± 1 mm
	Width	Maximum: 47" (1193.8mm) Minimum: 4" (101.6mm) Variation: ± 1 mm
	Thickness	18.2 mm (Luxe/Zenit) 18.4 mm (Synchron) Variation: ± 0.3 mm

PHYSICAL AND MECHANICAL FEATURES

The surface characteristics and performance properties are specified in the corresponding technical data sheets for Luxe, Zenit and Synchron panels.

APPLICATION RESTRICTIONS

These doors are intended for indoor residential and commercial cabinetry applications only.

Slab doors shall not be used in any application where they are exposed to direct and continuous heat, steam, condensation, or excessive moisture generated by household appliances.

Exposure to such conditions may result in deformation, swelling, delamination, discoloration, loss of adhesion, or other aesthetic and functional changes to the product.

Any damage resulting from improper application, including installation as a dishwasher front panel, is considered misuse and is not covered by the warranty.

STORAGE CONDITIONS

- Recommended storage temperature: 10°C to 40°C
- Recommended storage humidity: 30% to 70%

Due to the natural and unavoidable changes in materials, it is mandatory to use the FIFO (First In, First Out) inventory management system to minimize visual differences between doors manufactured on significantly different production dates.

Do not expose the product to direct sunlight or other sources of heat for prolonged periods.

CLEANING INSTRUCTIONS

Clean with a soft cloth using water and mild soap. Dry immediately with a clean, soft cloth.

After removing the protective film, it is recommended to wait at least 24 hours before cleaning the surface.

Do not use cleaning products containing alcohol, solvents, abrasives, or other aggressive chemicals.

IMPORTANT NOTE

Due to the different materials used in the profiled edge and the surface, slight visual variations may develop over time as the materials age at different rates. This natural aging process may become noticeable after several years of use and is not covered by the warranty.

RANGE

Available in all colors of the Luxe, Zenit, and Synchron collections.